

**HOFFMAN WATERSHED, TYPE 4X**



**INDUSTRY STANDARDS**

*Mounting brackets required to meet UL/cUL external mounting requirement.*

UL 508A Listed; Type 4, 4X, 12; File Number E61997  
 cUL Listed per CSA C22.2 No 94; Type 4, 4X, 12; File No. E61997

NSF 169  
 NEMA/EEMAC Type 4, 4X, 12  
 IEC 60529, IP66

**APPLICATION**

Specifically designed for use in sanitary washdown production environments, particularly food and beverage manufacturing. HOFFMAN WaterShed Enclosures feature a sloped top, sloped door edges, bullet-style hinges and additional unique features that facilitate washdown runoff.

**SPECIFICATIONS**

- Manufactured from 14 gauge Type 304 stainless steel
- Seams continuously welded and ground smooth
- Smooth Type 304 stainless steel lift-off bullet-style hinges
- Hinges are shielded by door
- Hinged side of door has provisions to allow direct flushing of hinge area
- 20-degree sloped top facilitates runoff of water and cleaning solutions and prohibits the placement of objects on the top of the enclosure
- 170-degree door opening
- Door edges are sloped 20-degrees at top and bottom edges to facilitate runoff
- Slanted flange trough collar prohibits pooling of fluids along the top edge of the enclosure opening
- Stainless steel quarter-turn latches furnished with flush slotted insert
- Seamless foam-in-place gasket
- Self-grounding latch system with double seal
- Bonding provision on door; grounding stud on body
- Enclosures with 'A' dimension of 16.00 (406 mm) or greater utilize NEMA style panels; models with 'A' dimension less than 16.00 (406 mm) utilize junction box style panels.
- Mounting holes in back of body for direct mounting, optional stand-off kit or mounting bracket kit
- Furnished hardware kit consists of panel mounting fasteners, grounding hardware and sealing washers for wall-mounting holes

**FINISH**

External surfaces have a #4 brushed finish.

**ACCESSORIES**

- Mounting Bracket Kit
- Panels for Type 3R, 4, 4X, 12 and 13 Enclosures
- Stand-Off Kit
- Padlocking Handle Kit
- Padlocking Latch Kit
- H2Omit Vent Drains, Type 4X
- H2Omit Thermoelectric Dehumidifier

**BULLETIN: WS1**

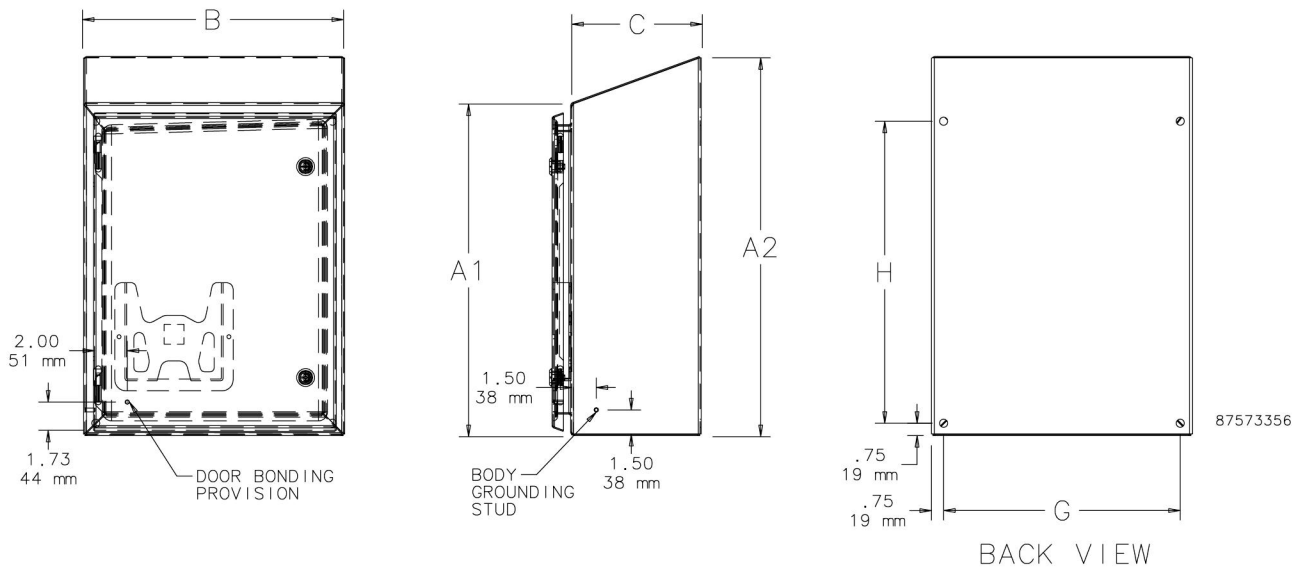
Standard Product

Catalog Number	AxBxC in./mm	Panel	Conductive Panel	Stainless Steel Panel	A1 in./mm	A2 in./mm	G in./mm	H in./mm	Latch Qty.
WS080604SS	8.00 x 6.00 x 4.00 315 x 152 x 102	A6P4	A6P4G	A6P4SS	8.12 206	9.54 242	4.50 114	6.50 165	1
WS100804SS	10.00 x 8.00 x 4.00 254 x 315 x 102	A8P6	A8P6G	A8P6SS	10.18 259	11.59 294	6.50 165	8.50 216	1
WS121006SS	12.00 x 10.00 x 6.00 305 x 254 x 152	A10P8	A10P8G	A10P8SS	12.23 311	14.37 365	8.50 216	10.50 267	2
WS141208SS	14.00 x 12.00 x 8.00 356 x 305 x 203	A12P10	A12P10G	A12P10SS	14.28 363	17.15 436	10.50 267	12.50 318	2
WS161208SS	16.00 x 12.00 x 8.00 406 x 305 x 203	A16P12	A16P12G	A16P12SS6	16.20 411	19.10 485	10.50 267	14.50 368	2
WS161608SS	16.00 x 16.00 x 8.00 406 x 406 x 203	A16P16	A16P16G	A16P16SS6	16.30 414	19.20 488	14.50 368	14.50 368	2
WS201608SS	20.00 x 16.00 x 8.00 508 x 406 x 203	A20P16	A20P16G	A20P16SS6	20.30 516	23.20 589	14.50 368	18.50 470	2
WS202008SS	20.00 x 20.00 x 8.00 508 x 508 x 203	A20P20	A20P20G	A20P20SS6	20.40 518	23.31 592	18.50 470	18.50 470	2
WS242008SS	24.00 x 20.00 x 8.00 610 x 508 x 203	A24P20	A24P20G	A24P20SS6	24.40 620	27.31 694	18.50 470	22.50 572	2
WS242408SS	24.00 x 24.00 x 8.00 610 x 610 x 203	A24P24	A24P24G	A24P24SS6	24.51 623	27.41 696	22.50 572	22.50 572	4
WS302408SS	30.00 x 24.00 x 8.00 762 x 610 x 203	A30P24	A30P24G	A30P24SS6	30.51 785	33.41 849	22.50 572	28.50 724	4
WS303008SS	30.00 x 30.00 x 8.00 762 x 762 x 203	A30P30	A30P30G	A30P30SS6	30.67 779	33.57 853	28.50 724	28.50 724	4
WS363008SS	36.00 x 30.00 x 8.00 914 x 762 x 203	A36P30	A36P30G	A36P30SS6	36.67 931	39.57 1005	28.50 724	34.50 876	5
WS201612SS	20.00 x 16.00 x 12.00 508 x 406 x 305	A20P16	A20P16G	A20P16SS6	20.30 516	24.66 626	14.50 368	18.50 470	2
WS202012SS	20.00 x 20.00 x 12.00 508 x 508 x 305	A20P20	A20P20G	A20P20SS6	20.40 518	24.76 629	18.50 470	18.50 470	2
WS242412SS	24.00 x 24.00 x 12.00 610 x 610 x 305	A24P24	A24P24G	A24P24SS6	24.51 623	28.87 733	22.50 572	22.50 572	4
WS302412SS	30.00 x 24.00 x 12.00 762 x 610 x 305	A30P24	A30P24G	A30P24SS6	30.51 775	34.87 886	22.50 572	28.50 724	4
WS363012SS	36.00 x 30.00 x 12.00 914 x 762 x 305	A36P30	A36P30G	A36P30SS6	36.67 931	41.03 1042	28.50 724	34.50 876	5
WS363612SS	36.00 x 36.00 x 12.00 914 x 914 x 305	A36P36	A36P36G	A36P36SS6	36.82 935	41.18 1046	34.50 876	34.50 876	5
WS363016SS	36.00 x 30.00 x 16.00 914 x 762 x 406	A36P30	A36P30	A36P30SS6	36.82 935	42.64 1083	28.50 724	34.50 876	5
WS483616SS	48.00 x 36.00 x 16.00 1219 x 914 x 406	A48P36	A48P36G	A48P36SS6	48.82 1240	54.64 1388	34.50 876	46.50 1181	5
WS603616SS	60.00 x 36.00 x 16.00 1524 x 914 x 406	A60P36	A60P36G	A60P36SS6	60.82 1545	66.64 1693	34.50 876	58.50 1486	5

Purchase panels separately. Optional stainless steel, conductive or aluminum panels are available.

WS603616SS back is 10 gauge stainless steel.

WS080604SS, WS100804SS, WS121006SS and WS141208SS do not accept print pockets.



**MOUNTING BRACKET KIT, 304**




Type 304 stainless steel brackets are field-installable. Brackets maintain Type 4X rating. All hardware is included. Four brackets per kit.

Top brackets must be mounted to the sides of enclosure.

**BULLETIN: A80**

Catalog Number	Description
CMFKSS	Type 304 stainless steel mounting bracket kit

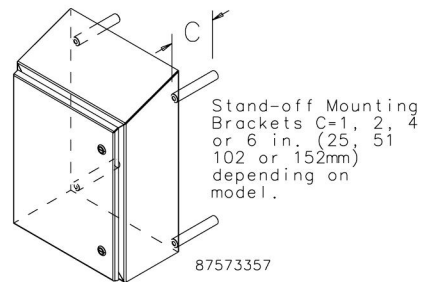
**STAND-OFF KIT**



Stand-offs provide space between wall-mount enclosure and wall for better washdown accessibility. Maintains Type 4X rating. Sealing washers included. Four stand-offs per kit.

**BULLETIN: WSY**

Catalog Number	C (in.)	C (mm)
WSSOK1SS	1.00	25
WSSOK2SS	2.00	51
WSSOK4SS	4.00	102
WSSOK6SS	6.00	152



**PADLOCKING HANDLE KIT**



Type 316 stainless steel padlocking handle for use on HOFFMAN WaterShed Wall-Mount Enclosures. Maintains Type 4X rating.

**BULLETIN: WSY**

Catalog Number	Description
WSHPL	Stainless Steel Padlocking Handle

**PADLOCKING LATCH KIT**



Type 304 stainless steel padlocking latch for use on HOFFMAN WaterShed Wall-Mount Enclosures. Maintains Type 4X rating.

**BULLETIN: WSY**

Catalog Number	Description
WSLPL	Padlocking Latch Kit

## Notes